






















UiTM2025 Strategic Plan


Performance Indicator (PI) Achievement November 2021

| PI No | Performace Indicator | Target | Achievement | Indicator | % Achievement | Remarks | Owner Remarks |
|--|---|--------|-------------|---|---------------|---------|---------------|
| FAKULTI SENIBINA PERANCANGAN DAN UKUR | | | | | | | |
| PI005 | Number of academic programmes embedded with credited service learning activities. | 2.00 | 3.00 |  | 100 | | |
| PI006 | Percentage of GOT students (Undergraduate). | 80.00 | 89.28 |  | 100 | | |
| PI007 | Percentage of GOT students (Master by coursework). | 74.00 | 71.00 |  | 95.95 | | |
| PI008 | Percentage of GOT students (Master by research). | 17.00 | 0.00 |  | 0 | | |
| PI009 | Percentage of GOT students (PhD). | 49.00 | 41.00 |  | 83.67 | | |
| PI010 | Number of inbound students. | 25.00 | 82.00 |  | 100 | | |
| PI011 | Number of outbound students. | 44.00 | 112.00 |  | 100 | | |
| PI013 | Number of new Massive Open Online Course (MOOC). | 3.00 | 3.00 |  | 100 | | |
| PI020 | Percentage of undergraduate being employed. | 88.00 | 78.70 |  | 89.43 | | |
| PI022 | Number of alumni successfully became entrepreneurs. | 72.00 | 80.00 |  | 100 | | |
| PI023 | Number of student undergone industrial experience in multinational companies. | 20.00 | 20.00 |  | 100 | | |
| PI024 | Number of student undergone industrial experience in top 2000 global companies (Forbes 2000). | 1.00 | 1.00 |  | 100 | | |

| | | | | | | | |
|-------|--|--------|--------|---|-------|--|--|
| PI025 | Percentage of student entrepreneurs. | 15.00 | 2.99 |  | 19.93 | | |
| PI026 | Number of student's business received capital assistance. | 1.00 | 2.00 |  | 100 | | |
| PI027 | Number of entrepreneur educator expert. | 35.00 | 39.00 |  | 100 | | |
| PI030 | Number of students involved in entrepreneurship programs that leverage innovation and technology. | 200.00 | 388.00 |  | 100 | | |
| PI031 | Number of student's activities related to community based service learning. | 12.00 | 8.00 |  | 66.67 | | |
| PI032 | Number of community involved with credited courses in relation to service learning activities. | 4.00 | 6.00 |  | 100 | | |
| PI033 | Number of undergraduate students involved in activities related to credited courses in relation to service learning. | 300.00 | 249.00 |  | 83 | | |
| PI034 | Number of student involved in volunteerism programmes. | 80.00 | 79.00 |  | 98.75 | | |
| PI035 | Number of student involved in leadership programmes. | 200.00 | 64.00 |  | 32 | | |
| PI036 | Numbers of student participants in career activities. | 20.00 | 171.00 |  | 100 | | |
| PI037 | Number of companies involved in career activities. | 2.00 | 6.00 |  | 100 | | |
| PI038 | Students' satisfaction percentage on career guidance programme. | 0.80 | 0.00 |  | 0 | | |
| PI040 | Number of student involved in communication skill related programmes. | 70.00 | 85.00 |  | 100 | | |
| PI041 | Number of student involved in international programmes. | 14.00 | 201.00 |  | 100 | | |
| PI042 | Number of student involved in e-sports. | 50.00 | 148.00 |  | 100 | | |
| PI047 | Number of students involved in invention and innovation activities. | 35.00 | 264.00 |  | 100 | | |

| | | | | | | | |
|-------|---|--------------|--------------|---|-------|--|--|
| PI048 | Number of student's engagement with international peers. | 7.00 | 41.00 |  | 100 | | |
| PI049 | Number of programme/module related to patriotism & ESI-IDART initiatives. | 2.00 | 0.00 |  | 0 | | |
| PI059 | Number of indexed publication: Conference proceedings in SCOPUS/WoS. | 38.00 | 55.00 |  | 100 | | |
| PI060 | Number of indexed publication: Journal in SCOPUS/WoS/ERA. | 181.00 | 42.00 |  | 23.2 | | |
| PI062 | Number of indexed joint publication with National collaborators. | 56.00 | 42.00 |  | 75 | | |
| PI063 | Number of indexed joint publication with Industry Collaborators. | 8.00 | 1.00 |  | 12.5 | | |
| PI064 | Number of indexed joint publication with International Collaborators. | 18.00 | 11.00 |  | 61.11 | | |
| PI065 | Number of indexed publication: Journal in MyCite. | 36.00 | 39.00 |  | 100 | | |
| PI066 | Number of publication published by UiTM Press and other publishers. | 2.00 | 23.00 |  | 100 | | |
| PI070 | Number of principal investigators (PI) for research grants: National funded. | 57.00 | 65.00 |  | 100 | | |
| PI071 | Number of principal investigators (PI) for research grants: Industrial funded. | 1.00 | 2.00 |  | 100 | | |
| PI072 | Number of principal investigators (PI) for research grants: International funded. | 2.00 | 0.00 |  | 0 | | |
| PI073 | Total amount of research grants: National funded. | 1,400,000.00 | 1,391,156.00 |  | 99.37 | | |
| PI074 | Total amount of research grants: Industrial funded. | 10,600.00 | 122,000.00 |  | 100 | | |
| PI075 | Total amount of research grants: International funded. | 70,000.00 | 0.00 |  | 0 | | |
| PI079 | Number of other IPRs. | 19.00 | 19.00 |  | 100 | | |

| | | | | | | | |
|-------|--|-----------|----------|---|-------|--|-------------------|
| PI082 | Number of MOU and MOA with International Industries. | 2.00 | 0.00 |  | 0 | | |
| PI083 | Number of MoU/MoA with local partners. | 7.00 | 6.00 |  | 85.71 | | |
| PI084 | Number of University Social Responsibility programmes (USR). | 20.00 | 16.00 |  | 80 | | |
| PI085 | Number of Knowledge Transfer Programmes (KTP). | 9.00 | 7.00 |  | 77.78 | | |
| PI086 | Total amount received (from external) for USR and KTP programmes. | 10,000.00 | 1,000.00 |  | 10 | | |
| PI087 | Total amount spent (from own funds) for USR and KTP programmes. | 3,000.00 | |  | 0 | | |
| PI088 | Number of communities receiving/ benefiting from the knowledge/ technology diffusion projects. | 5.00 | 13.00 |  | 100 | | |
| PI089 | Number of alumni expert service programme. | 3.00 | 20.00 |  | 100 | | |
| PI090 | Number of MOU/MOA with international universities. | 10.00 | 5.00 |  | 50 | | |
| PI093 | Number of staff with industry experience. | 13.00 | 62.00 |  | 100 | | (tiada perubahan) |
| PI094 | Number of staff registered with voluntary organisation. | 35.00 | 19.00 |  | 54.29 | | |
| PI096 | Number of staff with professional qualifications. | 58.00 | 63.00 |  | 100 | | |
| PI097 | Number of staff attached with top global 2000 companies or top 300 universities. | 3.00 | 2.00 |  | 66.67 | | |
| PI098 | Number of staff as members in international academic/ professional bodies/ associations. | 11.00 | 25.00 |  | 100 | | |
| PI099 | Number of staff as members in national academic/ professional bodies/ associations/ ministry. | 91.00 | 101.00 |  | 100 | | |

| | | | | | | | |
|-------|---|-----------|-----------|---|-----|--|--|
| PI124 | Income generation from education and training programmes. | 50,000.00 | 54,550.00 |  | 100 | | |
|-------|---|-----------|-----------|---|-----|--|--|

I hereby declare that all the above-mentioned information given is true and correct to the best of my knowledge and belief.

Prepared By :




Name: **Assoc Prof Sr Dr Rohayu Abdul Majid**

Designation: **PSTU-FSPU**

Date: **12 December 2021**

Approved By



Name: **Prof. TPr. Dr. Jamalunlaili Abdullah**

Designation: **Fakulti Senibina, Perancangan & Ukur**

Date: **14/12/2021**
Universiti Teknologi MARA
40450 Shah Alam, Selangor Darul Ehsan