











UiTM2025 Strategic Plan


Performance Indicator (PI) Achievement August 2021

PI No	Performace Indicator	Target	Achievement	Indicator	% Achievement	Remarks	Owner Remarks
FAKULTI SENIBINA PERANCANGAN DAN UKUR							
PI005	Number of academic programmes embedded with credited service learning activities.	2.00	3.00		100		
PI006	Percentage of GOT students (Undergraduate).	80.00	89.28		100		
PI007	Percentage of GOT students (Master by coursework).	74.00	77.00		100		
PI008	Percentage of GOT students (Master by research).	17.00	0.00		0		
PI009	Percentage of GOT students (PhD).	49.00	21.00		42.86		
PI010	Number of inbound students.	25.00	18.00		72		
PI011	Number of outbound students.	44.00	80.00		100		
PI013	Number of new Massive Open Online Course (MOOC).	3.00	0.00		0		
PI020	Percentage of undergraduate being employed.	88.00	78.70		89.43		
PI022	Number of alumni successfully became entrepreneurs.	72.00	70.00		97.22		
PI023	Number of student undergone industrial experience in multinational companies.	20.00	11.00		55		
PI024	Number of student undergone industrial experience in top 2000 global companies (Forbes 2000).	1.00	0.00		0		

PI025	Percentage of student entrepreneurs.	15.00	2.88		19.2		
PI026	Number of student's business received capital assistance.	1.00	1.00		100		
PI027	Number of entrepreneur educator expert.	35.00	39.00		100		
PI030	Number of students involved in entrepreneurship programs that leverage innovation and technology.	200.00	388.00		100		
PI031	Number of student's activities related to community based service learning.	12.00	3.00		25		
PI032	Number of community involved with credited courses in relation to service learning activities.	4.00	6.00		100		
PI033	Number of undergraduate students involved in activities related to credited courses in relation to service learning.	300.00	202.00		67.33		
PI034	Number of student involved in volunteerism programmes.	80.00	38.00		47.5		
PI035	Number of student involved in leadership programmes.	200.00	63.00		31.5		
PI036	Numbers of student participants in career activities.	20.00	110.00		100		
PI037	Number of companies involved in career activities.	2.00	4.00		100		
PI038	Students' satisfaction percentage on career guidance programme.	0.80	1.00		100		
PI040	Number of student involved in communication skill related programmes.	70.00	68.00		97.14		
PI041	Number of student involved in international programmes.	14.00	197.00		100		
PI042	Number of student involved in e-sports.	50.00	1.00		2		
PI047	Number of students involved in invention and innovation activities.	35.00	245.00		100		

PI048	Number of student's engagement with international peers.	7.00	41.00		100		
PI049	Number of programme/module related to patriotism & ESI-IDART initiatives.	2.00	0.00		0		
PI059	Number of indexed publication: Conference proceedings in SCOPUS/WoS.	38.00	45.00		100		
PI060	Number of indexed publication: Journal in SCOPUS/WoS/ERA.	181.00	35.00		19.34		
PI062	Number of indexed joint publication with National collaborators.	56.00	31.00		55.36		
PI063	Number of indexed joint publication with Industry Collaborators.	8.00	0.00		0		
PI064	Number of indexed joint publication with International Collaborators.	18.00	7.00		38.89		
PI065	Number of indexed publication: Journal in MyCite.	36.00	29.00		80.56		
PI066	Number of publication published by UiTM Press and other publishers.	2.00	11.00		100		
PI070	Number of principal investigators (PI) for research grants: National funded.	57.00	63.00		100		
PI071	Number of principal investigators (PI) for research grants: Industrial funded.	1.00	1.00		100		
PI072	Number of principal investigators (PI) for research grants: International funded.	2.00	0.00		0		
PI073	Total amount of research grants: National funded.	1,400,000.00	156,200.00		11.16		
PI074	Total amount of research grants: Industrial funded.	10,600.00	10,000.00		94.34		
PI075	Total amount of research grants: International funded.	70,000.00	0.00		0		
PI079	Number of other IPRs.	19.00	7.00		36.84		

PI082	Number of MOU and MOA with International Industries.	2.00	0.00		0		
PI083	Number of MoU/MoA with local partners.	7.00	6.00		85.71		
PI084	Number of University Social Responsibility programmes (USR).	20.00	6.00		30		
PI085	Number of Knowledge Transfer Programmes (KTP).	9.00	7.00		77.78		
PI086	Total amount received (from external) for USR and KTP programmes.	10,000.00	1,000.00		10		
PI087	Total amount spent (from own funds) for USR and KTP programmes.	3,000.00			0		
PI088	Number of communities receiving/ benefiting from the knowledge/ technology diffusion projects.	5.00	5.00		100		
PI089	Number of alumni expert service programme.	3.00	7.00		100		
PI090	Number of MOU/MOA with international universities.	10.00	1.00		10		
PI093	Number of staff with industry experience.	13.00	62.00		100		
PI094	Number of staff registered with voluntary organisation.	35.00	19.00		54.29		
PI096	Number of staff with professional qualifications.	58.00	63.00		100		
PI097	Number of staff attached with top global 2000 companies or top 300 universities.	3.00	2.00		66.67		
PI098	Number of staff as members in international academic/ professional bodies/ associations.	11.00	25.00		100		
PI099	Number of staff as members in national academic/ professional bodies/ associations/ ministry.	91.00	101.00		100		

PI124	Income generation from education and training programmes.	50,000.00	54,550.00		100		
-------	---	-----------	-----------	---	-----	--	--


I hereby declare that all the above-mentioned information given is true and correct to the best of my knowledge and belief.

Prepared By :



.....
Name: Prof Madya Sr Dr Rohayu Ab. Majid
Designation: PSTU-FSPU
Date: 12 Ogos 2021

Approved By :



.....
Name:
Designation: Prof. TPr. Dr. Jamalunlaili Abdullah
Dekan
Date: Fakulti Senibina, Perancangan & Ukur
Universiti Teknologi MARA
40450 Shah Alam, Selangor Darul Ehsan